


**SAC-4P- 2,0-186/M12FS**

Order No.: 1509487

<http://eshop.phoenixcontact.de/phoenix/treeViewClick.do?UID=1509487>

Sensor/Actuator cable, 4-position, PUR, Black-gray RAL 7021, Free conductor end, on Socket, straight M12, A-coded, Cable length: 2 m

**Commercial data**

GTIN (EAN)	 4 017918 899127
sales group	D111
Pack	1 pcs.
Customs tariff	85444290
Catalog page information	Page 12 (PC-2005)

**Product notes**WEEE/RoHS-compliant since:  
03/02/2006

<http://www.download.phoenixcontact.com>  
Please note that the data given here has been taken from the online catalog. For comprehensive information and data, please refer to the user documentation. The General Terms and Conditions of Use apply to Internet downloads.

**Technical data****General data**

Rated current at 40°C	4 A
Rated voltage	250 V
Number of positions	4
Volume resistance	≤ 5 mΩ
Insulation resistance	≥ 100 MΩ

Length of cable	2 m
Stripping length of the free conductor end	50 mm
Ambient temperature (operation)	-25 °C ... 90 °C (Male connector / female connector)

#### General characteristics

Coding	A - standard
Surge voltage category	II
Pollution degree	3
Degree of protection	IP65/IP68/IP69K
Insertion/withdrawal cycles	≥ 100
Contact material	CuSn
Contact surface material	Ni/Au
Contact carrier material	TPU GF
Material of grip body	TPU, hardly inflammable, self-extinguishing
Material, knurls	Zinc die-cast, nickel-plated
Sealing material	NBR
Status display	No

#### Conductor data

Cable type	PUR POWER 0.75 mm <sup>2</sup> black
Cable type (abbreviation)	186
Cable abbreviation	LiY11Y
Conductor cross section	0.75 mm <sup>2</sup>
AWG signal line	18
Conductor structure signal line	42x 0.15 mm
Core diameter including insulation	1.75 mm ±0.05 mm
Thickness, insulation	≥ 0.23 mm (Core insulation)
	≥ 0.76 mm (Outer cable sheath)
External cable diameter	5.9 mm ±0.15 mm
Wire colors	Brown, white, blue, black
External sheath, color	Black-gray RAL 7021
Insulation resistance	≥ 1 MΩ*km (at 20°C)
Conductor resistance	max. 26 Ω/km (at 20°C)
Nominal voltage, conductor	≤ 300 V
Test voltage, conductor	≥ 3000 V
Overall twist	4 wires, twisted

Outer sheath, material	PUR
Material conductor insulation	PVC
Conductor material	Bare Cu litz wires
Cable weight	57 kg/km
Smallest bending radius, movable installation	59 mm
Number of bending cycles	2000000
Bending radius	59 mm
Traversing path	5 m
Traversing rate	3 m/s
Acceleration	5 m/s <sup>2</sup>
Ambient temperature (operation)	-25 °C ... 80 °C (cable, fixed installation) -5 °C ... 80 °C (cable, flexible installation)
Flame resistance	in accordance with DIN UL-Style 20549

**Certificates / Approvals**

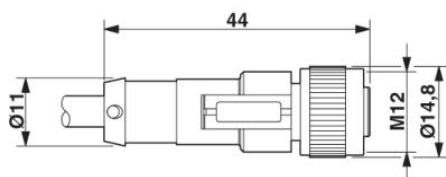


Certification

CUL Listed, UL Listed


**Diagrams/Drawings**

Dimensioned drawing



M12 x 1 female connector, straight

Circuit diagram

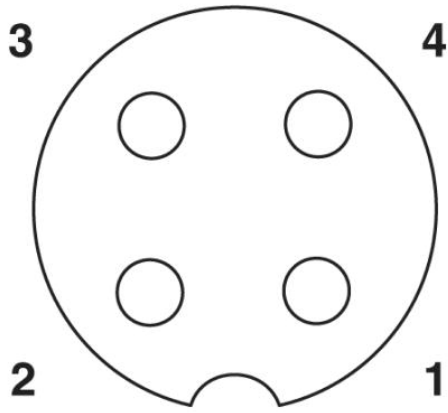


Contact assignment of the M12 socket

Schematic diagram

---

Pin assignment M12 socket, 4-pos., A-coded, view female side



**Address**

PHOENIX CONTACT Inc., USA  
586 Fulling Mill Road  
Middletown, PA 17057, USA  
Phone (800) 888-7388  
Fax (717) 944-1625  
<http://www.phoenixcon.com>



© 2011 Phoenix Contact  
Technical modifications reserved;