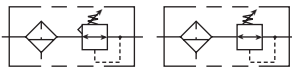


B35 Integral Filter / Regulator

A

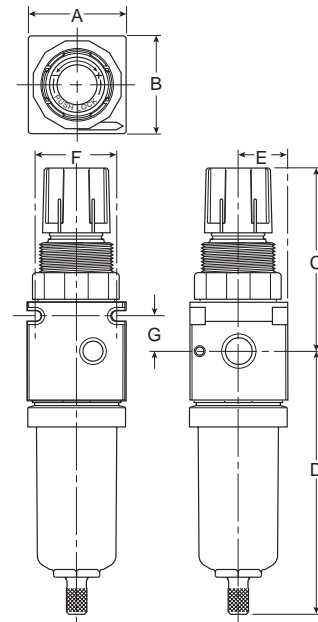


Features

- Compact Size Allows Greater Design Flexibility
- Nearly Double the Flow Capacity of Standard Miniature Filters; Reduces Costly Pressure Drop
- Connects to Other QUBE Units Using Just Screws and O-rings (Included)
- Integral Mounting Slots Eliminate Need for Mounting Brackets
- Piston Operated Regulator for High Flow and Low Pressure Drop
- Panel Mountable
- Excellent Water Removal Efficiency
- Unique Deflector Plate that Creates Swirling of the Air Stream Ensuring Maximum Water and Dirt Separation
- Large Filter Element Surface Guarantees Low Pressure Drop and Increased Element Life
- 20 Micron Filter Element Standard, 5 Micron Available
- Transparent Polyurethane Bowl Standard
- Metal Bowl with Wraparound Sight Gauge Optional
- Manual Drain as Standard, Optional Auto Pulse Drain
- Large Bowl Capacity
- High Flow: 1/8" & 1/4" - 35 SCFM^s



Polyurethane Bowls and Sight Gauges Offer Improved Chemical Compatibility.



Port Size	NPT		BSPP	
	Manual Twist Drain	Piston Drain	Manual Twist Drain	Piston Drain
Polyurethane Bowl				
1/8"	B35-01AH	B35-01AHS	B35G01AH	B35G01AHS
1/4"	B35-02AH	B35-02AHS	B35G02AH	B35G02AHS
Zinc Bowl / Sight Gauge				
1/8"	B35-01WH	B35-01WHS	B35G01WH	B35G01WHS
1/4"	B35-02WH	B35-02WHS	B35G02WH	B35G02WHS

B35 Integral Filter / Regulator Dimensions						
A	B	C	D	E	F	G
B35-A						
1.59 (40.6)	1.59 (40.6)	2.98 (75.7)	4.23 (107.5)	0.80 (20.3)	1.31 (33.3)	0.58 (14.6)
B35-D						
1.59 (40.6)	1.59 (40.6)	2.98 (75.7)	4.25 (107.9)	0.80 (20.3)	1.31 (33.3)	0.58 (14.6)
B35-W						
1.59 (40.6)	1.59 (52.6)	2.98 (75.7)	4.45 (113.2)	0.80 (20.3)	1.31 (33.3)	0.58 (14.6)

Bold Items are Most Popular.


For other models refer to ordering information below.

^s SCFM = Standard Cubic Feet Per Minute at 100 PSIG Inlet, 75 PSIG No Flow Secondary Setting, and 20 PSIG Pressure Drop with 20 Micron Element.

Inches
(mm)

NOTE: 1.25 Dia. (32mm) hole required for panel mounting.

Ordering Information



Port Threads
— NPT
G BSPP

Port Size
01 1/8"
02 1/4"

Bowl
A Transparent
D Metal without Sight Gauge
W Metal with Wraparound Sight Gauge

Element
G 5 Micron
H 20 Micron

Reduced Pressure Range
A 0-25 PSIG
B 0-60 PSIG
C 0-125 PSIG

Options
G Gauge
K Non-relieving
P Panel Mount Nut
S Piston Drain
T Tamperproof Adjustment
U* Overnight Drain (Dump Valve)

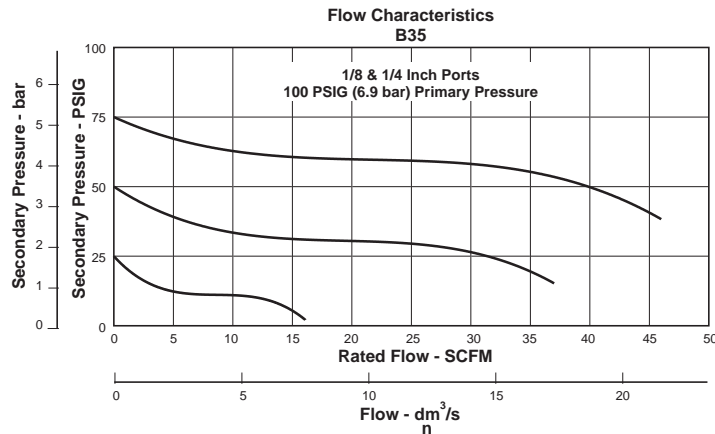
Engineering Change Designator
Will be entered at factory.

BOLD ITEMS ARE MOST POPULAR.

*A & D Bowls only



Technical Information



WARNING

Product rupture can cause serious injury.
Do not connect regulator to bottled gas.
Do not exceed maximum primary pressure rating.

CAUTION:

REGULATOR PRESSURE ADJUSTMENT – The working range of knob adjustment is designed to permit outlet pressures within their full range. Pressure adjustment beyond this range is also possible because the knob is not a limiting device. This is a common characteristic of most industrial regulators, and limiting devices may be obtained only by special design. For best performance, regulated pressure should always be set by increasing the pressure up to the desired setting.

B35 Integral Filter / Regulator Kits & Accessories

Bowl Kits –

- Polyurethane (A)..... BKF35A
- Zinc (D)..... BKF35D
- Zinc (W) Wraparound Sight Gauge BKF35W

Cage Kits –

- Push / Pull Adjusting Knob Kit (A Range)..... CKR35A
- Push / Pull Adjusting Knob Kit (B & C Range)..... CKR35BC

Control Knob R35-0545P

Drain Kits –

- Manual Twist Drain SA600Y7-1
- Piston Drain (Maximum Pressure - 175 PSIG)..... PKF35
- Semi-Automatic “Overnight” Drain SA602A7
(Drains automatically under zero pressure)

Filter Element Kits –

- 5 Micron (All) EK504VY
- 20 Micron (All) EK504Y

Gauges –

- 1-1/2" Dial Size, 1/8" Back Connection
0 to 60 PSIG (0 to 4 bar) K4515N18060
- 1-1/2" Dial Size, 1/8" Back Connection
0 to 160 PSIG (0 to 11 bar) K4515N18160

Panel Mounting Bracket Kit (Bonnet Threads) SA161X57

Face Mounting Bracket Kit (See Page A47) SAR35Y57

Panel Mount Nut –

- Plastic..... R05X51-P
- Aluminum..... R05X51-A

Repair Kits –

- Deflector, Element Retainer (All) RKF30
- Non-Relieving Piston, Valve Assembly RKR30K
- Relieving Piston, Valve Assembly RKR30

Specifications

- Bowl Capacity** 1.5 Ounce
- Gauge Ports (2)** 1/8 Inch
- Port Threads** 1/8, 1/4 Inch
- Pressure & Temperature Ratings –**
 - Polyurethane Bowl..... 0 to 150 PSIG (0 to 10.2 bar)
40°F to 125°F (4.4°C to 52°C)
 - Zinc Bowl..... 0 to 300 PSIG (0 to 20.4 bar)
With Piston Drain..... 175 PSIG Max. Press. (11.9 bar)
40°F to 150°F (4.4°C to 65.6°C)
 - Zinc Bowl w/ Sight Gauge 0 to 250 PSIG (0 to 17.2 bar)
With Piston Drain..... 175 PSIG Max. Press. (11.9 bar)
40°F to 150°F (4.4°C to 65.6°C)
- Weight –**
 - Polyurethane Bowl..... 0.78 lb. (0.4 kg) / Unit
20.8 lb. (9.4 kg) / 24-Unit Master Pack
 - Zinc Bowl..... 0.98 lb. (0.4 kg) / Unit
25.6 lb. (11.6 kg) / 24-Unit Master Pack
 - Zinc Bowl W/ Sight Gauge..... 1.03 lb. (0.5 kg) / Unit
26.8 lb. (12.2 kg) / 24-Unit Master Pack

Materials of Construction

- Body**.....Zinc
- Bowls** Polyurethane
Metal (Zinc)
- Cage** Acetal Plastic
- Drains** Brass
- Filter Elements**..... Polyethylene
- Seals** Nitrile

