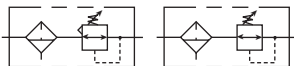


B75 Integral Filter / Regulator

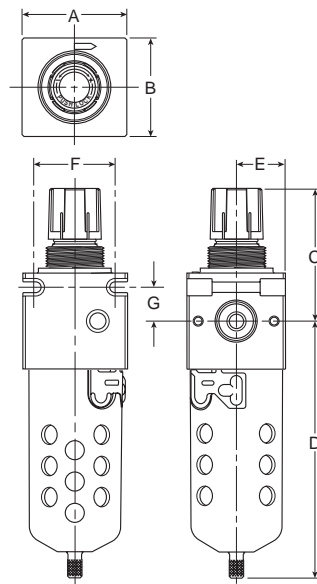
A



Features

- Compact Size Allows Greater Design Flexibility
- Connects to Other QUBE Units Using Just Screws & O-rings (Included)
- Integral Mounting Slots Eliminate Need for Mounting Brackets
- Diaphragm Operated Design with Balanced Poppet Design for Quick And Accurate Regulation
- Panel Mountable
- For Applications Requiring Minimum Pressure Drop
- Excellent Water Removal Efficiency
- Unique Deflector Plate that Creates Swirling of the Air Stream Ensuring Maximum Water and Dirt Separation
- Large Filter Element Surface Guarantees Low Pressure Drop and Increased Element Life
- 40 Micron Filter Element Standard, 5 Micron Available
- Transparent Polyurethane Bowl with Bowl Guard as Standard
- Metal Bowl with Wraparound Sight Gauge Optional
- Manual Drain as Standard, Optional Auto Float Drain
- Large Bowl Capacity
- High Flow: 1/4" - 40 SCFM[§]
 3/8" - 60 SCFM[§]
 1/2" - 80 SCFM[§]

Polyurethane Bowls and Sight Gauges Offer Improved Chemical Compatibility.



Port Size	NPT		BSPP	
	Manual Twist Drain	Automatic Float Drain	Manual Twist Drain	Automatic Float Drain
Polyurethane Bowl / Plastic Guard				
1/4"	B75-02BJC	B75-02BJCR	B75G02BJC	B75G02BJCR
3/8"	B75-03BJC	B75-03BJCR	B75G03BJC	B75G03BJCR
1/2"	B75-04BJC	B75-04BJCR	B75G04BJC	B75G04BJCR
Zinc Bowl / Sight Gauge				
1/4"	B75-02WJC	B75-02WJCR	B75G02WJC	B75G02WJCR
3/8"	B75-03WJC	B75-03WJCR	B75G03WJC	B75G03WJCR
1/2"	B75-04WJC	B75-04WJCR	B75G04WJC	B75G04WJCR

B75 Integral Filter / Regulator Dimensions						
A	B	C	D	E	F	G
B75-B, B75-D						
2.00 (50.8)	2.00 (50.8)	2.78 (70.6)	5.19 (131.8)	1.00 (25.4)	1.64 (41.7)	0.70 (17.9)
B75-W						
2.00 (50.8)	2.00 (50.8)	2.78 (70.6)	5.44 (138.2)	1.00 (25.4)	1.64 (41.7)	0.70 (17.9)

Inches
(mm)

NOTE: 1.25 Dia. (32mm) hole required for panel mounting.

Bold Items are Most Popular.

For other models refer to ordering information below.

[§] SCFM = Standard Cubic Feet Per Minute at 100 PSIG Inlet, 75 PSIG No Flow Secondary Setting, and 20 PSIG Pressure Drop with 20 Micron Element.

Ordering Information



Port Threads
— NPT
G BSPP

Port Size
02 1/4"
03 3/8"
04 1/2"

Bowl
B Transparent with Plastic Bowl Guard
D Metal without Sight Gauge
W Metal with Wraparound Sight Gauge

Element
G 5 Micron
J 40 Micron

Reduced Pressure Range
A 0-25 PSIG
B 0-60 PSIG
C 0-125 PSIG

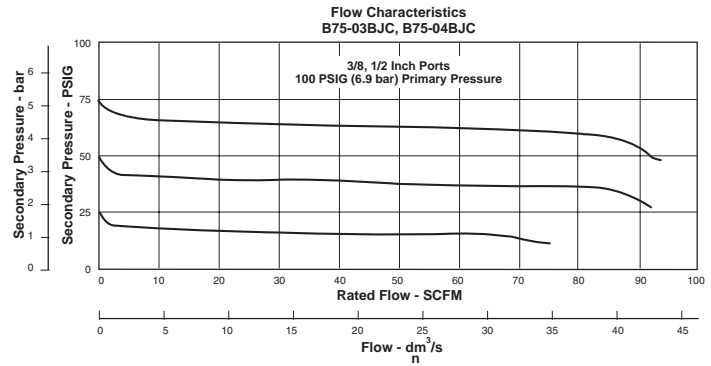
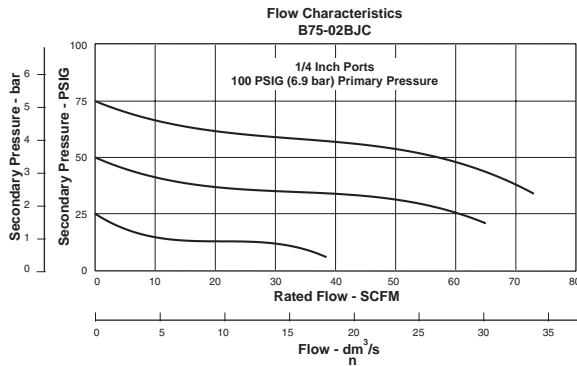
Options
G Gauge
K Non-relieving
P Panel Mount Nut
S Piston Drain
T Tamperproof Adjustment
U* Overnight Drain (Dump Valve)

Engineering Change Designator
Will be entered at factory.

BOLD ITEMS ARE MOST POPULAR.

*B & D Bowls only

Technical Information



⚠ WARNING

**Product rupture can cause serious injury.
 Do not connect regulator to bottled gas.
 Do not exceed maximum primary pressure rating.**

⚠ CAUTION:

REGULATOR PRESSURE ADJUSTMENT – The working range of knob adjustment is designed to permit outlet pressures within their full range. Pressure adjustment beyond this range is also possible because the knob is not a limiting device. This is a common characteristic of most industrial regulators, and limiting devices may be obtained only by special design. For best performance, regulated pressure should always be set by increasing the pressure up to the desired setting.

**B75 Integral Filter / Regulator
 Kits & Accessories**

- Bowl Kits –**
 Polyurethane (B)..... BKF55B
 Zinc (D)..... BKF55D
 Zinc (W) Wraparound Sight Gauge BKF55W
- Cage Kits –**
 Glass-Filled Acetal Plastic CKR75
 Tamperproof CKR75T
- Control Knob R35-0545P**
- Drain Kits –**
 Manual Twist Drain SA600Y7-1
 Internal Auto (Max. Pressure: 175 PSIG) (B & D)..... SA602MD
 Internal Auto (Max. Pressure: 175 PSIG) (W)..... SAF105MD
 Semi-Automatic “Overnight” Drain SA602A7
 (Drains automatically under zero pressure)
- Filter Element Kits –**
 5 Micron (All) EK55G
 40 Micron (All) EK55J
- Gauges –**
 1-1/2" Dial Size, 1/8" Back Connection
 0 to 60 PSIG (0 to 4 bar) K4515N18060
 1-1/2" Dial Size, 1/8" Back Connection
 0 to 160 PSIG (0 to 11 bar) K4515N18160
- Panel Mounting Bracket Kit SA161X57**
- Face Mounting Bracket Kit (See Page A49) SAR75Y57**
- Panel Mount Nut –**
 Plastic R05X51-P
 Aluminum R05X51-A
- Repair Kits –**
 Automatic Float Drain (Maximum Pressure - 175 PSIG).... RK602MD
 Deflector, Element Retainer (All) RKF55
 Non-Relieving Diaphragm, Valve Assembly RKR75K
 Relieving Diaphragm, Valve Assembly RKR75

Specifications

- Bowl Capacity 3.8 Ounce**
- Gauge Ports (2) 1/8 Inch**
- Port Threads 1/4, 3/8 & 1/2 Inch**
- Pressure & Temperature Ratings –**
 Polyurethane Bowl..... 0 to 150 PSIG (0 to 10.2 bar)
 40°F to 125°F (4.4°C to 52°C)
 Zinc Bowl 0 to 300 PSIG (0 to 20.4 bar)
 40°F to 150°F (4.4°C to 65.6°C)
 With Automatic Float Drain..... 175 PSIG Max. Press. (11.9 bar)
 40°F to 125°F (4.4°C to 52°C)
 Zinc Bowl w/ Sight Gauge 0 to 250 PSIG (0 to 17.2 bar)
 40°F to 150°F (4.4°C to 65.6°C)
 With Automatic Float Drain..... 175 PSIG Max. Press. (11.9 bar)
 40°F to 125°F (4.4°C to 52°C)
- Weight –**
 Polyurethane Bowl..... 1.50 lb. (0.7 kg) / Unit
 18 lb. (8.2 kg) / 12-Unit Master Pack
 Zinc Bowl 1.75 lb. (0.8 kg) / Unit
 21 lb. (9.5 kg) / 12-Unit Master Pack
 Zinc Bowl W/ Sight Gauge..... 1.85 lb. (0.8 kg) / Unit
 22 lb. (10 kg) / 12-Unit Master Pack

Materials of Construction

- Body Zinc**
- Bowls Polyurethane
 Metal (Zinc)**
- Cage Glass-Filled Acetal Plastic**
- Drains Brass**
- Filter Elements Polyethylene**
- Seals Nitrile**

